


Design & Materials





Design options Standard cabins





A310

A310 cabin is one of the most popular choices for a practical but elegant elevator solution. Combining multiple interior materials, create a cabin to your own design specifications and take advantage of a wide range of laminate walls, floor and ceiling options.

Wall HP Laminate AB 383
Floor Rubber 6801
Handrail K2
Ceiling O7



Walls HP Laminate

Standard options




AB 383



AB 659



DU 8110



AB 1306

Special options



HD 2307



AB 387



AB 1355

Colors may differ slightly from those shown in the brochure, owing to the limitations of the printing process.

Pictures of the materials illustrate detailed part of each material and not its rendering on the cabin surface.

Delivery time may vary for special options, please contact your sales representative



A510

Sophistication and intellectual design define the A510 cabin. Available in a range of wooden walls and featuring elegant stainless steel detailing, such as the classic combination of polished oak veneer and stainless steel. This cabin is ideal for commercial uses that demand a touch of finesse.

Wall Ecliptic Black
Floor Rubber 6801
Handrail K2
Ceiling O7




Walls
Wood like

Standard options



Wood Mark



Ecliptic Black



Vorion Wood

Colors may differ slightly from those shown in the brochure, owing to the limitations of the printing process.

Pictures of the materials illustrate detailed part of each material and not its rendering on the cabin surface.

Delivery time may vary for special options, please contact your sales representative



L310

The value for money L310 cabin offers durability, simplicity and a range of interior materials that built to last. The popularity of this cabin lies in its functional but elegant design making it an ideal choice for all type of buildings.

Wall Stainless Steel Satin
Floor Rubber 6768
Handrail K2
Ceiling O7



Walls Stainless Steel


Standard options




Mirror



Satin




12LG




Checks

Special options



Gold Mirror



Linen



Gold Satin

Colors may differ slightly from those shown in the brochure, owing to the limitations of the printing process.

Pictures of the materials illustrate detailed part of each material and not its rendering on the cabin surface.

Delivery time may vary for special options, please contact your sales representative



L320


Integrating simplicity and elegance, the L320 cabin is an excellent choice for offices. Offering modest, functional and contemporary design alongside a wide range of materials and possibilities, this cabin provides a versatile and flexible solution.

Wall A67 SMA
Floor Rubber 6801
Handrail K2
Ceiling O7




Walls Skinplate

Standard options



A67 SMA



A90 GTA




B13



PPS13



PPS93



F12PPS

Special options



DL86



N19SA

Colors may differ slightly from those shown in the brochure, owing to the limitations of the printing process.

Pictures of the materials illustrate detailed part of each material and not its rendering on the cabin surface.

Delivery time may vary for special options, please contact your sales representative



L330

The L330 is a cost-effective solution that offers a wide range of colors to create a passenger experience that complements the aesthetic of any commercial and public building.

Wall Paint Pale Code
Floor Rubber 6801
Handrail K2
Ceiling O7



Walls Paint

Standard options

			
Abstract Light	Reflex Grey	White Utopia	Liquid Pencil
			
Pale Code	Geoform	Venus Orbit	Violetik
			
Aqua Dome	Grey Flux	Deep Space	Dark Variant
			
Radical Black	Grizo	Stardust	Fiction Gold
			
Eclectic Bronze	Silvertone	Flashy Warm	Copper Swift

Colors may differ slightly from those shown in the brochure, owing to the limitations of the printing process.

Pictures of the materials illustrate detailed part of each material and not its rendering on the cabin surface.

Delivery time may vary for special options, please contact your sales representative



L530

Versatility and simplicity define the L530 cabin. This cabin is ideal for commercial buildings and offices. Choose from a multitude of materials and finishes, from sumptuous interiors of stainless steel, to sleek contemporary spaces, and create a truly unique space.

Wall Stainless Steel Satin
Floor Artificial Granite
Regal Black
Handrail K2
Ceiling O7



Walls Stainless Steel


Standard options




Mirror



Satin




Checks



12LG


Special options



Gold Mirror



Gold Satin



Linen

Colors may differ slightly from those shown in the brochure, owing to the limitations of the printing process.

Pictures of the materials illustrate detailed part of each material and not its rendering on the cabin surface.

Delivery time may vary for special options, please contact your sales representative



Range

Interior materials

Floors

Rubbers



6727



6801



6768



MX19101

Artificial Granites



Regal Beige



Regal Black




Regal Red



Regal White




Vinyl



Light Cement



Timber Tone



Dark Mineral



Oxytone Concrete



Mosaicon



Concrete Vibe

Ceramic Tiles



GP5 Nero

Colors may differ slightly from those shown in the brochure, owing to the limitations of the printing process.

Pictures of the materials illustrate detailed part of each material and not its rendering on the cabin surface.


Delivery time may vary for special options, please contact your sales representative

Design options
Standard cabins
Interior materials

Stainless Steel
Checkerplate



Aluminium
Checkerplate



Handrails



K2
AVAILABLE FINISHES
Mirror
Gold Satin

Ceilings

FINISHES

- Satin
- Mirror
- Gold Mirror
- Gold Satin
- Paint



O7



O7-Square lights





Design options Special cabins





L510

Transform your building with an explosion of color and immerse your passengers in an uplifting and playful environment. Featuring glass walls to create a clean, fresh space, the L510 cabin is recommended and commercial uses, hospitals and hotels.

Wall Glass B123 White
Floor Artificial Granite
Regal Black
Handrail K2
Ceiling O7



Walls Glass



Y8W Yellow

K16 Orange

R3W Red



B123 White

YB9W Green

B14W Blue

Colors may differ slightly from those shown in the brochure, owing to the limitations of the printing process.

Pictures of the materials illustrate detailed part of each material and not its rendering on the cabin surface.

Delivery time may vary for special options, please contact your sales representative



T310

Featuring unique design that creates a feeling of space through inspiring, vivid colors and a curved ceiling and walls, the passenger experiences a sense of freedom during each and every ride. The spaciousness of this cabin makes it ideal for use in commercial buildings.

Wall Paint White Utopia
Floor Artificial Granite
Regal White
Handrail K2
Ceiling O7



Designed by
Andreas
Zapatinas

Walls Paint



Colors may differ slightly from those shown in the brochure, owing to the limitations of the printing process.

Pictures of the materials illustrate detailed part of each material and not its rendering on the cabin surface.

Delivery time may vary for special options, please contact your sales representative



T710

The T710 cabin combines futuristic design with luxury to offer a truly exceptional passenger experience. The pioneering design, which features smooth lines and a curved ceiling and walls, welcomes the passenger to next-generation lift travel.

Wall Paint Geoform
Floor Rubber 6801
Handrail K2
Ceiling O7




Designed by
Andreas
Zapatinas


Walls Stainless Steel




Mirror



Linen



Checks




12LG



Satin



Gold Satin




Gold Mirror


Colors may differ slightly from those shown in the brochure, owing to the limitations of the printing process.

Pictures of the materials illustrate detailed part of each material and not its rendering on the cabin surface.


Paint



Abstract Light



Reflex Grey



White Utopia



Liquid Pencil



Pale Code



Geoform



Venus Orbit



Violetik



Aqua Dome



Grey Flux



Deep Space



Dark Variant



Radical Black



Grizo



Stardust



Fiction Gold



Eclectic Bronze



Silvertone



Flashy Warm



Copper Swift



KLEEMANN Design Package

The KLEEMANN design service package is a three-part process that promotes creative communication among all project stakeholders, allowing exploration of new design ideas, products, and materials to enhance overall performance and quality standards.



3D Rendering

- Analyzing and understanding the technical and aesthetic requirements of the project.
- Providing architectural collaboration and guidance in designing cabins, doors, operating panels and tiling of the lift.
- Creating customized proposals through 3D photorealistic renderings, to ensure that the final design meets the client’s expectations.



Real Project



Customized Design Expertise

KLEEMANN enjoys a favorable worldwide reputation for its customized design expertise. With a wealth of experience gained from demanding projects, KLEEMANN excels in tailor-made solutions for unique requirements.

Alongside a diverse range of standardized cabins, KLEEMANN provides reliable, efficient, precise, and cost-effective responses to any specifications.

At KLEEMANN, a dedicated Design Team serves as the driving force behind the development of custom cabins for even the most challenging projects.

Contact our Design Team
to transform your building

design@kleemannlifts.com



KLEEMANN has a worldwide presence in over 100 countries with local presence in key market points. It stands out for its product range, high quality and control standards, world class design and for its expertise in custom made solutions. Constantly monitoring the global market trends, the company continues to innovate, grow, develop, and improve while consistently remaining in tune with its global character.



KLEEMANN HELLAS SA
Kilkis Industrial Area
P.O. BOX 25, Kilkis, 611 00 - Greece
G.E.M.I. 14486435000

Colors may differ slightly from those shown in the brochure, owing to the limitations of the printing process. Pictures of the materials illustrate detailed part of each material and not its rendering on the cabin surface.

While every effort has been made to ensure information accuracy, KLEEMANN bears no responsibility for typographic errors or omissions.



Day Accessibility & Mobility Solutions Inc.
147 East 2nd Street, Mineola, NY 11501 - USA
800-758-5438, 516-486-5438
sales@dayelevator.com