



**Accessibility to overcome
the barrier of stairs**

**Models for straight stairs, as well as
curved, turning, multi-level stairs and
stairs with intermediate landings**

**Unobtrusive designs with hideaway
options for easy access on demand**

Savaria® Inclined Platform Lifts


SPACE - SAVING , EASY ACCESS



Providing barrier-free access does not have to involve major construction when you choose a Savaria inclined platform lift. Built to transport a wheelchair passenger on a platform that glides over the stairs, the lift folds up when not in use leaving unobstructed access to the stairs.

The **Savaria Delta** model is designed for use with a single level of straight stairs, while the **Savaria Omega** model handles multiple levels, turning stairs, curved stairs or stairs with intermediate landings.

Whether you need a lift for your home, school or any public building, Savaria inclined platform lifts feature space saving designs, reliable performance and user-friendly operation.



SAVARIA® DELTA: FOR STRAIGHT STAIRS

Suitable for either indoor or outdoor* applications, the Savaria Delta can be installed over a constant gradient, straight flight of stairs. The traveling rail is installed along a side wall or can be optionally installed with self-supporting stanchions. The lift can be factory-built for left- or right-side rail installations as well as front or side access configurations. The lift travels at a comfortable 20 ft/min (.1 m/s) with on-board controls made easily accessible with the handheld, hard-wired pendant. This system is battery powered allowing it to operate through a power failure. Charging stations at the top and bottom ensure the lift is always ready to go.

** Suitability for outdoor applications varies by region and environmental conditions, please consult Savaria for details.*



NO MAJOR RENOVATIONS REQUIRED

Generally, a Savaria inclined platform lift does not require significant building renovations. Securely installed along stanchions or a side wall*, the platform glides along its rail when in use and folds up when idle. When an elevator or vertical lift is not easily accommodated for cost or construction concerns, a Savaria inclined platform lift is an excellent option for accessibility, with space and cost savings.

** installation methods are determined based on the lift model and your existing building structure*

HIGH CAPACITY, ADA-COMPLIANT OPTION

With a weight capacity of 660 lb (550 lb for Canada) and an optional large ADA-compliant platform, these lifts are ideal for public accessibility requirements.

EASY OPERATION

Savaria inclined platform lifts feature simple-to-use controls for lift operation including optional motorized folding, unfolding and motorized ramps. Constant pressure buttons move the lift up and down so even first-time users should find the lift easy to use.

UNOBTRUSIVE DESIGN



With sleekly finished traveling rails, a foldaway design and optional out-of-the-way parking, a Savaria inclined platform lift delivers access on demand and harmonizes with your current building design.

The motor is housed on board the Delta lift for simplicity of installation. On the Omega, the motor is unobtrusively installed at the top landing, with the controller located remotely keeping the visible components to a minimum.



SAVARIA® OMEGA: FOR CURVED STAIRS

For stairs with landings, directional changes, multiple levels, or most curved staircases, the Savaria Omega can be an ideal solution. Installed along the side of the stairs with its own rail system and stanchions, the modular design can be installed for any number of levels. Flexible for installation on either inside or outside curves, the Savaria Omega can be installed in many different settings including installations with a very tight turning radius. Because this lift handles turns, it can also be built with hideaway parking when not in use.



MODULAR DESIGN

Both lifts are built with modular rail systems that are ordered to fit your project needs. The Savaria Omega lift is custom built using drawings and specifications for landings, turns and optional parking stations. A skilled Savaria dealer installs your factory-built lift on site and helps ensure that your lift meets local and national requirements for installation.

STANDARD SAFETY FEATURES

A sensor system on the platform will stop the lift when it meets an obstruction. The platform is non-skid with side safety flaps. Two automatic safety arms lower prior to the lift moving, and one arm opens to allow a safe exit. Also included is an overspeed governor and manual lowering device. Call stations can incorporate keyed access to prevent unintended use of the lift and an emergency stop button is provided on board the lift.

PUBLIC BUILDING OPTIONS

Savaria inclined platform lifts can be ordered to comply with public building installations including a pedestrian warning light and movement alarm to advise others that the lift is in operation. Units may also be ordered with a fold-down seat with 150 kg (330 lb) capacity and attached seatbelt.

Savaria® Inclined Platform Lifts

SPACE SAVING, EASY ACCESS



	Savaria Delta	Savaria Omega
Stair types	Straight, constant gradient stairs	Multiple levels of straight stairs, stairs with intermediate landings, stairs with turns
Power supply	24 volts DC (battery system) 110 or 220 volts for charger, single-phase	240 volts, single-phase
Platform sizes	27" x 36" (685 x 914 mm) 28.3" x 35.4" (720 x 900 mm) 28.5" x 44" (724 x 1117 mm) 30.5" x 49.2" (775 x 1250 mm)	28.3" x 35.4" (720 x 900 mm) 30.5" x 49.2" (775 x 1250 mm)
Capacity	660 lb (550 lb for Canada)	660 lb (550 lb for Canada)
Maximum travel	82' (25 m)	164' (50 m)
Straight nominal speed	20 ft/min (0.1 m/s)	12 ft/min (0.071 m/s)
Finish colors	Lightest gray	Lightest gray
Motor	.66 hp (0.5 kW)	1 hp (0.75 kW), 3hp (2.2kW) over 30 m
Gradient	Constant, 15° to 45°	Changing, with or without landings and turns, up to 55°

For complete specifications, options and compliance to local code requirements, please contact your local authorized Savaria dealer. To locate a dealer near you, visit our web site or call us.

Contact your local Savaria dealer to find out how a Savaria lift can add access to your home or public building, without major construction.



Authorized Savaria dealer:

 **savaria.**

www.savaria.com

2 Walker Drive, Brampton, ON L6T 5E1 Canada

tel: 800.661.5112 fax: 905.791.2222